



**SOFFE®**

**SCHOOL UNIFORM  
CATALOG 2023**

**DELTAAPPAREL.COM**



**800.285.4456**



# DELTA APPAREL TEES



**\*\*AVAILABLE IN  
ADULT, YOUTH,  
& JUVENILE  
SIZING\*\***

## MIDWEIGHT COTTON LONG SLEEVE TEE

- 5.2 oz. 100% cotton preshrunk jersey
- Taped back neck and shoulder seams

61748	61070	64300L
Adult S-2XL	Youth XS-XL	Juvenile 4,5/6,7



The long sleeve version of your favorite tee packs the same punch. 100% pre-shrunk cotton delivers the perfect fit and keeps your crew warm.



**\*\*AVAILABLE IN  
ADULT, YOUTH,  
TODDLER &  
JUVENILE SIZING\*\***

## MIDWEIGHT COTTON TEE

- 5.2 oz. 100% cotton preshrunk jersey
- Taped back neck and shoulder seams

11730	11736	65200	65300
Adult S-5XL	Youth XS-XL	Toddler 2T, 3T, 4T, 5T	Juvenile 4,5/6,7



**\*\* Please see [www.deltaapparel.com](http://www.deltaapparel.com) for color offering by style. \*\***

The Midweight Cotton Tee is made of 100% cotton jersey that's preshrunk for the perfect fit. This basic is available in sizes for every person in your crew.







\*\*AVAILABLE IN  
ADULT & YOUTH  
SIZING\*\*



\*\*AVAILABLE IN  
ADULT & YOUTH  
SIZING\*\*

## NYLON MINI-MESH SHORT

- 3 oz. 100% nylon mini-mesh with nylon tricot lining
- Covered elastic waist with inside drawstring (adult only)
- Adult: 7" inseam; Youth: graded inseam

**M058**  
Adult S-3XL

**B058**  
Youth 2XS-XL



The Nylon Mini Mesh Short has a covered elastic waist with an internal drawstring and is made of breathable mini-mesh with tiny holes.

## POLY MINI-MESH SHORT

- 3 oz. 100% polyester mini mesh with polyester tricot lining
- Covered elastic waist (inside drawstring adult only)
- Adult: 7" inseam; Youth: 6"

**060M**  
Adult S-3XL

**060B**  
Youth 2XS-XL

**060T**  
Toddler 2T, 3T, 4T (navy only)



The Poly Mini-Mesh Short has a covered elastic waist with an adjustable internal drawstring and is made with our mini-mesh with tiny holes to keep you cooler.





\*\*AVAILABLE IN  
ADULT & YOUTH  
SIZING\*\*

## HEAVYWEIGHT 50/50 SHORT

- 7 oz. 50/50 cotton/poly jersey
- Straight leg, longer cut
- 1.25" exposed elastic waistband
- Adult: 6" inseam; Youth: graded 4.75" Med.

**M035**      **B035**  
Adult S-3XL      Youth 2XS-XL



When the temperature cools down, the Heavyweight 50/50 Short has you covered. It has an exposed elastic waistband and is made of a soft jersey blend for comfort.



\*\*AVAILABLE IN  
ADULT SIZING\*\*

## HEAVYWEIGHT 50/50 SHORT WITH DRAWSTRING

- 7 oz. 50/50 cotton/poly jersey
- Straight leg, longer cut
- 1.25" exposed elastic waistband with drawstring
- 6" inseam

**M036**  
Adult S-3XL



For when you're running a little harder, the Heavyweight 50/50 Short has an internal drawstring to keep your shorts in place and is made of a soft jersey blend for extra comfort.

**SOFFE®**  
**ACTIVEWEAR**

DELTAAPPAREL.COM



800.285.4456







# THE ICONIC SOFFE SHORT

M037/B037\*/M037C\*

## AUTHENTIC SOFFE SHORT

- 7 oz. 50/50 cotton/ poly Jersey
- 1.25" exposed elastic waistband
- Adult: 3" inseam; Youth: 2.75"; Curves: 4"

M037	B037	M037C
Adult XS-XL	Youth XS-XL	Adult 1X, 2X, 3X

Our trademark short is worn by cheerleaders everywhere, as well as those cheering from the stands. It has a 3" inseam and is made of a soft jersey blend, for classic comfort, performance and style.

\*Youth 2XL only available in Black, Oxford, Navy, Royal\*

\*M037C - Curves only available in Black\*

\*M037 2XL only available in Black, Oxford, Navy, Royal\*

BLACK (M037, B037, M037C)	TEAM BLACK HEATHER (M037, B037)
OXFORD (M037, B037)	TEAM GREEN HEATHER (M037, B037)
DK GREEN (M037, B037)	TEAM NAVY HEATHER (M037, B037)
PINK (M037, B037)	TEAM PURPLE HEATHER (M037, B037)
NAVY (M037, B037)	TEAM RED HEATHER (M037, B037)
RED (M037, B037)	TEAM ROYAL HEATHER (M037, B037)
KELLY (M037, B037)	GREY HEATHER (M037, B037)
NEW PURPLE (M037, B037)	
WHITE (M037, B037)	
ROYAL (M037, B037)	
MAROON (M037, B037)	
LT GOLD (M037, B037)	
GUNMETAL (M037)	
LT BLUE (M037, B037)	
CARDINAL (M037, B037)	
ORANGE (M037, B037)	

\*\*AVAILABLE IN  
ADULT, ADULT  
CURVES, & YOUTH  
SIZING\*\*



DELTAAPPAREL.COM



800.285.4456



BLACK

NAVY

DK GREEN

OXFORD

MAROON


**\*\*AVAILABLE IN  
ADULT, YOUTH,  
& TODDLER  
SIZING\*\***



## FULL ZIP HOODLESS HOODIE

- 9 oz 50/50 Cotton/Poly Fleece
- Mock neck collar
- Full Zip
- Muff pocket
- Rib trim at cuffs and waist for the perfect fit

9310M	9310B	9310T
Mens S-2XL	Youth XXS-XL	Toddlers 2T,3T,4T



Create a layered look in this mock neck fleece with a full front zipper for easy on/off transitioning.







**\*\*AVAILABLE IN  
ADULT, YOUTH,  
& JUVENILE  
SIZING\*\***

## CLASSIC CREW SWEATSHIRT

- 9 oz. 50% Cotton / 50% Polyester Fleece
- V-patch on front neck
- Full cut set in sleeves

9300 Adult S-4XL	B9001 Youth S-XL	J9001 Juvenile XS-L
---------------------	---------------------	------------------------

● BLACK	● DK GREEN	● ROYAL	● ASH
● MAROON	● RED	● WHITE	● OD GREEN
● NAVY	● GOLD	● OXFORD	

This classic unisex style features a v-patch on the front neck and cozy brushed cotton/poly fleece inside.

## CLASSIC HOODED SWEATSHIRT

- 9 oz. 50/50 cotton/poly fleece
- Double lined hood/ Front pocket
- Coverstitched seams for added comfort

9388 Adult S-4XL	B9289 Youth S-XL	J9289 Juvenile S-L
---------------------	---------------------	-----------------------

● DK GREEN	● ROYAL	● ASH	● NAVY
● RED	● WHITE	● OD GREEN	● OXFORD
● BLACK	● MAROON	● CHARCOAL	

Prepare yourself for the classic comfort of this sweatshirt with a double-lined hood, matching drawstring and front pocket.



**\*\*AVAILABLE IN  
ADULT, YOUTH,  
& JUVENILE  
SIZING\*\***



**\*\*AVAILABLE IN  
ADULT, YOUTH,  
& JUVENILE  
SIZING\*\***

## CLASSIC ZIP HOODED SWEATSHIRT

9 oz. 50/50 cotton/poly fleece  
Front pocket/ Double lined hood  
Matching drawstring (adult only)

9377 Adult S-4XL	B9078 Youth S-XL	J9078 Juvenile S-L
---------------------	---------------------	-----------------------

● BLACK	● DK GREEN	● ROYAL	● ASH
● MAROON	● RED	● WHITE	● OD GREEN
● NAVY	● OXFORD	● PURPLE	

This cotton/poly sweatshirt features a split kangaroo pocket and full zipper for easy on/off transitions.



**\*\*AVAILABLE IN  
ADULT, YOUTH,  
& JUVENILE  
SIZING\*\***



**\*\*AVAILABLE IN  
ADULT & YOUTH  
SIZING\*\***



## CLASSIC SWEATPANT

- 9 oz. 50/50 cotton/poly fleece
- Covered elastic waistband (inside drawstring adult only)
- Elastic bottom leg
- Adult: graded 31" inseam; Youth: graded 25"; Juvenile: graded 18 3/4"

9041	B9041	J9041
Adult S-3XL	Youth S-XL	Juvenile XS-L



The Classic Sweatpant is an everyday staple with elastic leg openings for a snug fit and elastic waistband with drawstring.

## PREMIERE POCKET SWEATPANT

- 9 oz. 50/50 cotton/poly fleece
- Open bottom leg
- Covered elastic waistband (inside drawstring adult only)
- Side seam pocket
- Mens: graded 32.5" inseam; Youth: graded 25"

9343	B9043
Mens S-4XL	Youth S-XL



What is the only thing that could make classic sweatpants better? Pockets. These have them.



# DELTA FLEECE



90200

## ADULT LIGHTWEIGHT HOODIE

- 75% cotton / 25% polyester
- 7 oz / 240 GSM
- Ringspun pre-shrunk fleece
- X1 rib cuffs & bottom band with spandex
- DTM drawcord
- Sideseamed
- Tear-away label is easily replaced with yours
- 4" locker patch at the back neck for easy relabeling
- Front pouch (kangaroo) pocket
- Size S-3X



90200Y

## YOUTH LIGHTWEIGHT HOODIE

- 75% cotton / 25% polyester
- 7 oz / 240 GSM
- Ringspun pre-shrunk fleece
- 1X1 rib cuffs & bottom band with spandex
- Sideseamed
- Tear-away label is easily replaced with yours
- 4" locker patch at the back neck for easy relabeling
- Front pouch (kangaroo) pocket
- Size XS-XL



**\*\*AVAILABLE IN  
ADULT & YOUTH  
SIZING\*\***



DELTAAPPAREL.COM



800.285.4456



# CLASSIC WARMUPS

**\*\*AVAILABLE IN  
ADULT, JUNIOR,  
& TODDLER  
SIZING\*\***

## CLASSIC WARMUP JACKET

- 6.5 oz. 100% polyester brushed tricot
- Zip front with set in sleeves and Soffe branded zipper pull
- Elastic cuffs and bottom band
- Updated branding.

<b>3265</b>	<b>3265V</b>	<b>3265Y</b>
<b>Adult S-3XL</b>	<b>Juniors S-XL</b>	<b>Youth 2XS-XL</b>



We've updated the zipper detail on your favorite Classic Warm Up Jacket. This staple piece has a closed hole mesh insert with contrast piping on the sleeves and is made of durable tricot with a super-soft lining for guys who give it their all.

## CLASSIC WARMUP PANT

- 6.5 oz. 100% polyester brushed tricot
- Closed hole mesh insert trimmed in contrast piping on legs
- Elastic waistband with inside drawstring
- Double welt back pocket
- Zippered leg opening
- Updated branding

<b>3245</b>	<b>3245V</b>	<b>3245Y</b>
<b>Adult S-3XL</b>	<b>Juniors S-XL</b>	<b>Youth 2XS-XL</b>



Complete your set with the Classic Warm Up Pant, which has a double elastic welt back pocket and zippered leg openings.





# POLAR FLEECE

3061

## FULL ZIP FLEECE JACKET

**\*\*AVAILABLE IN  
ADULT & YOUTH  
SIZING\*\***

- 100% polyester, anti-pill
- 13.75 oz. (linear), 8.5 oz (square)
- Convertible collar
- Sturdy non-rust zippers with twill pulls
- Elasticized cuffs and hem
- Nylon reinforced oversized pockets
- Zippered pockets
- Sizes: S-4X



3051

## 1/4 ZIP FLEECE PULLOVER

- 100% polyester, anti-pill
- 13.75 oz. (linear), 8.5 oz (square)
- Convertible collar
- Sturdy non-rust zippers with twill pulls
- Elasticized cuffs and hem
- Nylon reinforced pockets
- Zippered pockets
- Sizes: S-4X



3010

## FULL ZIP FLEECE VEST

- 100% polyester, anti-pill
- 13.75 oz. (linear), 8.5 oz (square)
- Convertible collar
- Sturdy non-rust zippers with twill pulls
- Elasticized cuffs and hem
- Nylon reinforced oversized pockets
- Zippered pockets
- Sizes: S-4X



4061

## YOUTH FULL ZIP FLEECE JACKET

- 100% polyester, anti-pill
- 13.75 oz. (linear), 8.5 oz (square)
- Convertible collar
- Sturdy non-rust zippers with twill pulls
- Elasticized cuffs and hem
- Nylon reinforced oversized pockets
- Zippered pockets
- Sizes: S-XL






## S0100M BASIC PERFORMANCE POLO

- 100% polyester, anti-pill
- 3.8 oz.
- Moisture-management and anti-microbial properties
- Wrinkle-and snag-resistant
- Ribbed-knit collar
- Three-button box placket with dyed to match buttons
- Taped neck seam
- Hemmed sleeves and bottom
- Side vents
- Sizes S-4X




## S0469 MEN'S PERFORMANCE POLO

- 100% polyester
- 4 oz.
- Moisture-management properties
- Fashion knit collar with box placket and three pearlized buttons
- Double-needle stitched cuffs
- Taped neck seam
- Side vents
- Sizes S-4X



## S5469 LADIES PERFORMANCE POLO

- 100% polyester
- 4 oz.
- Moisture-management properties
- Self-fabric collar and narrow women's placket
- Three white pearlized buttons
- Double-needle stitched hemmed cuffs
- No side vents
- Sizes S-4X







## SOFFE SIZE INFORMATION

If you're unsure about your size, check out our handy sizing chart. To get the best fit, measure over your undergarments. (Measuring over something like jeans will throw off your measurements.)

GIRLS Chest Waist Hip	XXS (2/3) 21.5-22 20.5-21 21.5-22	XS (5/6) 25 22 26	S (7) 26 23 27	M (8/10) 27-28.5 23.5-24 28-30	L (12/14) 29.5-31.5 25-26 31-33	XL (16) 33 27 35	2XL	3XL
JUNIORS Bust Waist Hip		XS (0/1) 31-32 24-25 33.5-34.5	S (3/5) 33-34 26-27 35.5-36.5	M (7/9) 35-36 28-29 37.5-38.5	L (11/13) 37-38.5 30-31.5 39-41	XL (15) 41 33 43.5		
CURVES Chest Waist Hip		1X 42 34 44	2X 44-46 36-38 46-48	3X 48-50 40-42 50-52				
LADIES Bust Waist Hip			S (4/6) 34-35.5 26.5-28 36.5-38	M (8/10) 36-37.5 28.5-30.5 38.5-40.5	L (12/14) 38-41 31-33 41-43	XL (16) 41-43.5 33.5-35.5 43-45.5	2XL (18) 44-46.5 36 46-48.5	
TODDLERS Chest Waist Hip			S (2T) 20.5-21 20-20.5 20.5-21	M (3T) 21.5-22 20.5-21 21.5-22	L (4T) 22.5-23 21-21.5 22.5-23			
JUVENILES Chest Waist Hip		XS (2/3) 21.5-22 20.5-21 21.5-22	S (4) 22-23 20.5-21 22-23	M (5/6) 23.5-24.5 21.5-22 23.5-24.5	L (6X-7) 25-25.5 22.5 25-26			
BOYS Chest Waist Hip	XXS (5/6) 24-25 22-23 24-25	XS (7) 25.5 23.5 26.5	S (8) 26.5 24.5 27.75	M (10/12) 28-29.5 25-26 29-30.5	L (14/16) 31-32 27.5-28.5 32-33.5	XL (18) 34 30 35		
MENS Chest Waist Hip			S 34-36 28-30 34-36	M 38-40 32-34 38-40	L 42-44 36-38 42-44	XL 46-48 40-42 46-48	2XL 50-52 44-46 50-52	3XL 54-56 48-52 54-56



**SOFFE®**

**SHOP MORE FROM SOFFE**

[DELTAAPPAREL.COM](http://DELTAAPPAREL.COM)

---

ASI: 49172  
APAI: 188431

[DELTAAPPAREL.COM](http://DELTAAPPAREL.COM)



800.285.4456